




ELECTROSTATIC SPRAYING RECOMMENDATION

Spraying using Ecolab Chemistry

DISINFECTANT AND SANITIZER APPLICATION METHODS

Not all spray applicators are the same, some require additional safety and operational measures

| | How it Works | Ecolab Products | Benefits | Considerations |
|---|--|--|--|--|
| <p>Trigger Spraying*</p>  | <p>Manual trigger pulls apply a coarse spray of disinfectant to cover surface</p> | <p>Any EPA registered disinfectant with spray as an application method on the product label</p> | <ul style="list-style-type: none"> • Cost effective • Heavier spray for pre-cleaning when needed • Adjustable nozzle for wider or more directed spray | <ul style="list-style-type: none"> • Manual application • May need to manually dry surfaces after desired contact time |
| <p>Pressure Spraying*</p>  | <p>Pressurized tank allows for continuous spray to cover surface</p> <p>To constitute as a spray and not a mist / fog, particle size must be 50 micron or greater</p> | <p>Any EPA registered disinfectant with spray as an application method on the product label</p> | <ul style="list-style-type: none"> • Continuous spray • Heavier spray for pre-cleaning when needed • Coat larger areas more easily than with manual spray | <ul style="list-style-type: none"> • Specialized equipment • Intermittent manual or mechanical pressurization required • May need to manually dry surfaces after contact time |
| <p>Electrostatic Spraying</p>  | <p>Powered continuous electrically charged spray evenly coats surfaces</p> <p>See next page for additional safety and operational measures</p> | <ul style="list-style-type: none"> • Peroxide Multi Surface Cleaner and Disinfectant • Neutral Disinfectant Cleaner • 20 Neutral Disinfectant Cleaner | <ul style="list-style-type: none"> • Continuous spray • Charged particles deliver uniform and consistent coverage to hard surfaces • Even coating of surface allows for more effective air drying | <ul style="list-style-type: none"> • Specialized equipment • May require a separate application method for pre-cleaning • Need to ensure enough application to allow proper contact time before drying • Not designed to treat air |

*Follow product label directions for use when applying to ensure adherence to surface wetting and contact time, PPE, compatibility, and any required rinse post-application

ELECTROSTATIC SPRAYING

Follow these safety precautions when applying disinfectant products using electrostatic spray equipment

Before Spraying

- Remove all bystanders from the area.
- Avoid confined spaces with poor ventilation.

Use Directions

- Prepare and apply the product per the label directions for spray disinfection of hard surfaces. Treated surfaces must remain wet for the required contact time specified in the use directions in order to achieve desired efficacy.

Safe Application

- Electrostatic device should be set on the largest droplet size
- For best results using an electrostatic sprayer (ESS), do not exceed 2 feet (60 cm) distance between the spray nozzle and the surface.

Caution: The ESS device and products are not designed to treat the air.

- Avoid contact with eyes, skin, and inhalation during treatment
- Space should be well ventilated during application
- Do not spray on people or have bystanders present
- Ensure spraying is always away from the applicator's breathing zone.






Safe Application (cont.)

- Treatment of an area with ESS should proceed in a manner that minimizes exposure to customers and staff of recently sprayed areas. For example, when treating a room with ESS, the applicator should move from sprayed areas to unsprayed areas whenever possible. Planning prior to treating an area with ESS will promote more efficient product use and minimize applicator exposure.
- Allow for a 15-minute resettling time before reentry to the space to allow small, respirable droplets to settle
- For all product types applicators should, at a minimum, wear a sealed dust/mist mask/N95.
- Care should be exercised when treating areas with sources of heat, open flames, sparks or other ignition sources. Do not spray flammable products.
- Please consult with manufacturers prior to treating electronics or other items of high value and/or possible sensitivity.
- Ensure all food or food stuff is removed from space. After allowing for the required contact time food contact surfaces should be rinsed with potable water.
- **If you have questions regarding safe application, engineering controls or appropriate PPE, please refer to the product label, section 8 of the product SDS or consult your company safety officer.**

ECOLAB COVID-19 DISINFECTANTS FOR ELECTROSTATIC SPRAYING

| Product Name | EPA Reg. No. | SKUs | Follow Directions for Use of Supporting Virus | Dilution | Application | Contact Time | Emerging Viral Pathogen Claim |
|---|----------------|--|---|--------------------------------------|--------------------|-------------------------------|-------------------------------|
| 20 NEUTRAL DISINFECTANT CLEANER | 47371-129-1677 | 6100460 (2 – 2L) | Adenovirus | 2 fl. oz./gallon | Immersion or Spray | 10 minutes | Yes |
| NEUTRAL DISINFECTANT CLEANER | 47371-129-1677 | 6114541 (2 – 1.3L) 6101205 (2.5 gal) | Adenovirus | 2 fl. oz./gallon | Immersion or Spray | 10 minutes | Yes |
| PEROXIDE MULTI SURFACE CLEANER AND DISINFECTANT | 1677-238 | 6100792 (2 – 1.3L) 6100791 (2 – 2L) 6100693 (2 gal; Oasis) 6100793 (2 gal; Quik Fill) | Norovirus | 4 fl. oz./gal OR 6 fl. oz./gal | Spray | 2 minutes OR 45 seconds | Yes |

ELECTROSTATIC SPRAYER VENDORS

| Vendor | Website | Product Name | Photo | Specifications |
|------------------------|---|---|---|------------------------------------|
| emist | https://www.emist.com/ | EMist EPIX360 Handheld Electrostatic Sprayer |  | 4000 ft ² on one tank |
| | | Cordless backpack EM360 Electrostatic Disinfectant Sprayer |  | 54,000 ft ² / Hr |
| | | Cordless Roller Cart EM360 Electrostatic Disinfectant Sprayer |  | 54,000 ft ² / Hr |
| Victory Innovations Co | https://victorycomplete.com/ | VP200ES Professional Cordless Electrostatic Handheld Sprayer |  | 2,800 ft ² on one tank |
| | | VP300ES Professional Cordless Electrostatic Backpack Sprayer |  | 23,000 ft ² on one tank |

